

ONE YEAR LIMITED WARRANTY

Mail this part of the warranty: (fill out information, make copy and send)

Your manufacturer's limited warranty is now effective. Please mail this card to Koolatron.

Date: _____ Item#: _____

Purchased from: Retail Store Mail Order Other:

Retailer's Name: _____

Address: _____

Your Name: _____

Address: _____

City: _____

State: _____ Zip: _____

Phone: _____ Age: _____

Mail this portion of the card to:

IN U.S.A. - Koolatron, 1101 N. Keller Road • Suite F • Orlando, FL 32810

IN Canada - Koolatron, 27 Catharine Avenue • Brantford, Ontario N3T 1X5

SAVE THIS PART OF THE LIMITED WARRANTY

Please return the top portion of this warranty card to Koolatron, while retaining this portion for your records.

1. Koolatron warrants this product to be free of manufacturing defects. Should any such defect develop or become evident within ONE year from the date of purchase, Koolatron will replace the entire product or, at its option, repair or replace the defective part(s) without charge.
2. To return: Securely pack the entire unit. Be sure carton clearly identifies sender by name and address. Attach a letter or card, describing defect, and original sales receipt. Mail prepaid to the address shown below:

CN Customers - Koolatron, 27 Catharine Avenue • Brantford, Ontario N3T 1X5

US Customers - Koolatron, 4330 Commerce Drive • Batavia, NY 14021

If you have any questions, or would like to learn more about Koolatron, please contact 800-265-8456.

This warranty is void if damage or malfunction is due to abuse or failure to operate product in accordance with instructions and on recommended electrical current.

For your records:

Date: _____ Item#: _____



Customer Service
Phone: 800-265-8456



www.koolatron.com

©2005 Koolatron. All rights reserved.

All specifications are subject to change without notice.



BITING INSECT REPELLENT

DIRECTIONS FOR USE



3. Bite Shield starts to work immediately.

Figure 4


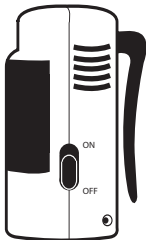


Figure 5



The Bite Shield repels biting insects up to a 15ft radius. The invisible active ingredient in the MM30 is dispersed by the Bite Shield fan. The special repellent cartridge used in the Bite Shield unit assures stable operation and continuous peak efficiency.

Contents:

1- MM30, Bite Shield Portable 2- Refill Cartridges

AROMATIC - Emits a pleasing fragrance while it works.

ECONOMICAL - Each cartridge lasts up to 120 hours

EASY TO USE - Just slide a cartridge in the unit and turn it on.

CLEAN - Smokeless; will not soil walls or furnishings.

FAST RESULTS - The Bite Shield starts to work the moment its turned on.

Storage:

We recommend storing unit in a sealable plastic bag to extend the life of the Bite Shield cartridge.

For replacement cartridges, contact your local retailer or call 800-265-8456.

Active ingredient: Geraniol 30%

Inert ingredient: Polyethylene pellets 70%

**EASY TO USE • CLEAN AND
FRAGRANT • LONG LASTING
• ECONOMICAL**



BATTERY INSTALLATION:

1. Remove battery compartment cover located on the bottom of the Bite Shield.
2. Install two (2) "AA" batteries (not included) as indicated inside compartment (Figure 1).
3. Replace compartment cover.

NOTE: AC Adapter can be used - 3 Volts DC, 100mA, Positive Tip.

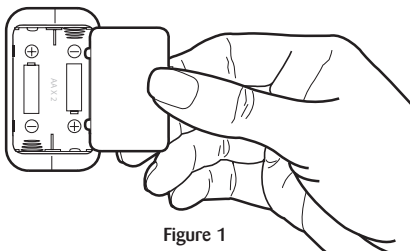


Figure 1

REPELLENT CARTRIDGE INSTALLATION:

1. Remove repellent cartridge from airtight package (Figure 2).
2. Line up mounting slots on the Bite Shield and cartridge.

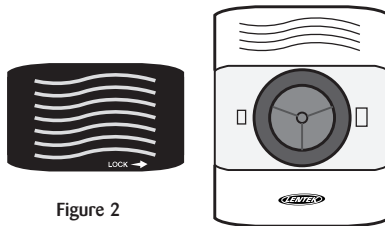


Figure 2

3. Slide the repellent cartridge to the right (Figure 3) (Direction of arrow labeled "LOCK" on cartridge) with front of unit facing you.

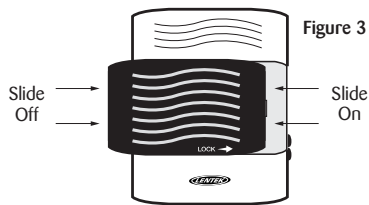


Figure 3

OPERATION:

1. Place, hang or clip the Bite Shield where it will be most effective (Figure 4).
 - A. Centrally located on a table.
 - B. Conveniently hangs from a nail on a wall.
2. Slide the power switch to the ON position (Figure 5).