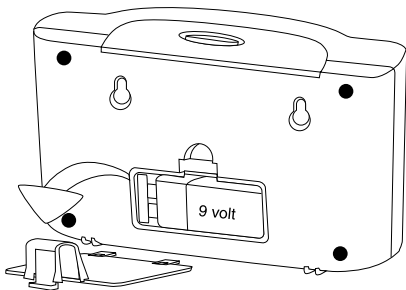
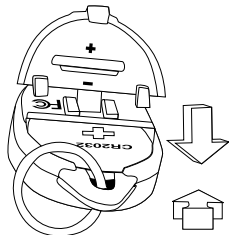


The Pet Boundary is also capable of being powered from a 9V DC adapter sold separately. Call Lentek customer service to order.



**Transmitter:**

1. To open the battery compartment cover, press the dots and slide out.
2. The transmitter includes a CR2032 3V Lithium battery. The battery life is approximately 30 days. Replace when needed.



LENTEK'S OTHER INNOVATIVE PET PRODUCTS

Try Lentek's other exciting Pet Appliances.

- Pet Chime
- Pet Bath Ultra: Waterless Bath
- Pet Brush Plus Flea Repeller
- Bark Free
- FleaContro
- Pet Fountain

# LENTEK WARRANTY



Purchase Date \_\_\_\_\_

This Limited Warranty is effective upon purchase. Please complete the attached Registration and return to Lentek International.

1. Lentek International warrants this product to be free of manufacturing defects. Should any such defect develop or become evident within ONE year from the date of purchase, Lentek International will replace the entire product or, at its option, repair or replace the defective part(s) without charge.
2. Securely pack the entire unit. Be sure carton clearly identifies sender by name and address. Attach a letter or card describing the defect. Original receipt of purchase must be included in returned package for warranty coverage.
3. This warranty is void if damage or malfunction is due to abuse or failure to operate product in accordance with instructions and on recommended electrical current.

Mail prepaid via insured parcel post to:

**LENTEK INTERNATIONAL • WARRANTY DEPARTMENT**  
**1629 PRIME COURT • SUITE 800 • ORLANDO, FL 32809**



LENTEK INTERNATIONAL, INC.  
 PO Box 593812  
 Orlando, FL 32859-3812

Phone: 407•857•8786  
 Fax: 407•857•4045  
 Toll Free: 888•3LENTEK  
 E-Mail: customerservice@lentek.com

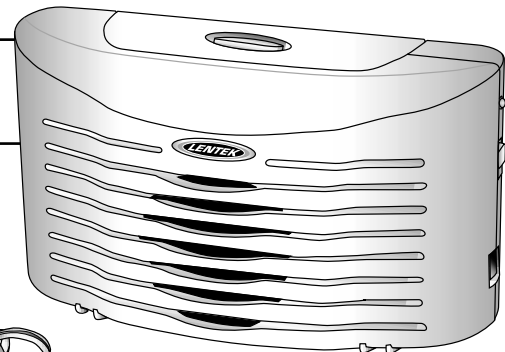
visit us on the web:  
**www.lentek.com**

© 2001 Lentek International. All rights reserved. INSTPB01-1200  
 All specifications are subject to change without notice.  
 Dimensions are approximate.

# PET BOUNDARY ULTRASONIC PET BARRIER SYSTEM



Instruction guide

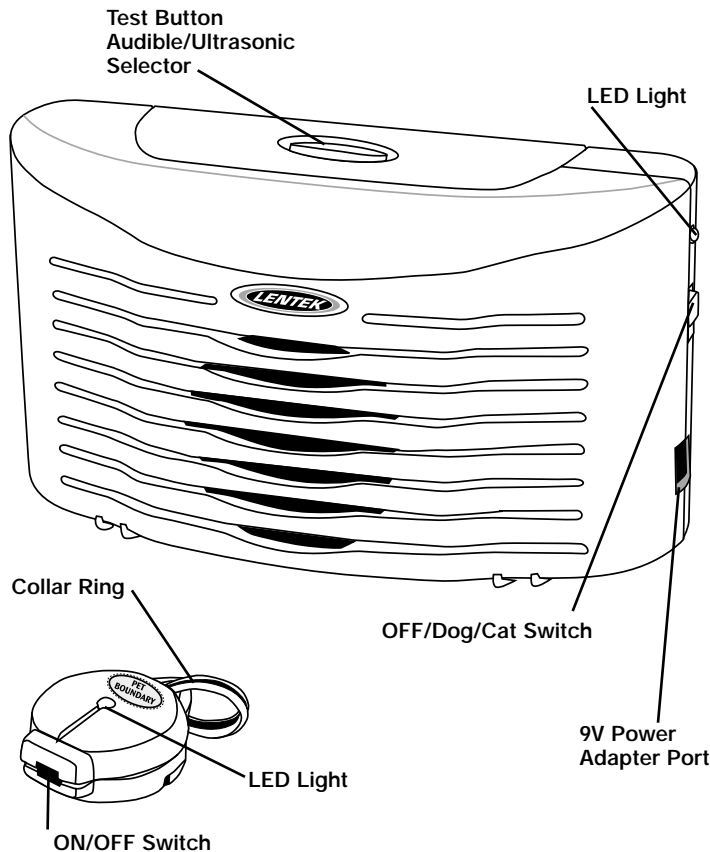


PB01



Approved Power Supply

## FUNCTIONS:



## DIRECTIONS FOR USE:

Place the base unit in the area you want to protect from your pet. The base unit will have a range of 6-10 ft (1.83m). Set the pet selector switch to either dog or cat and set the ON/OFF switch to ON. Attach the small transmitter to your pet's collar and set the ON/OFF switch to ON.

When your pet enters the protected zone, the base unit will emit an ultrasonic tone warning your pet to stay away. The tone is inaudible to humans and safe for pets.

### Using the Audible Test Mode

To check the battery on the base unit, press the test button once. You should hear a tone when the transmitter is within range. Leaving the test button pressed in also lets you hear when your pet enters the protected zone. **Some users may find this setting another effective method to keep the pet out of the area.** Pressing the test button twice will take the base unit out of audible test mode.

A solid red LED on the base unit indicates active operation. A solid red LED on the front of the transmitter indicates active operation and a flashing red LED on the side of the transmitter indicates ultrasonic operation.

## INSTALLATION AND OPERATION:

### Base Unit:

1. To remove battery compartment cover, pinch rear clasp to release.
2. Insert one 9V battery, which will have a life of approximately 30 days.
3. Reattach compartment cover.

Dear Customer,

Thank you and congratulations on your purchase of this ingenious device. This product is the latest in new technology from Lentek™. We back our product with a one (1) year limited warranty. Your satisfaction is very important to us.

Visit our website at: [www.lentek.com](http://www.lentek.com) and view the rest of our products, such as our Sila™ line, Pet Appliance, Biagianté and PestContro® pest control devices. While you're there, register your new purchase, sign up to receive our newsletter, and learn more about our company.

Questions can also be asked on our website, or you can call: 1-888-3-LENTEK, or 407-857-8786 or contact your local Lentek dealer.

We look forward to serving you, now and in the future.

Enjoy!

Joe  
Joe Durek  
CEO

Lou  
Lou Lentine  
President

QUESTIONS  
call  
888-3-LENTEK