



# AutoKool

## Solar Powered Ventilation System

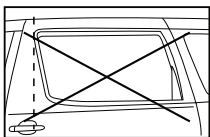
40007

### INSTALLATION INSTRUCTIONS

1. Identify the window that receives the most sunlight. Lower window 4-5 inches (see figure A).
2. Clip and center the unit onto the window with the solar panels facing out and the fan is facing inside.
3. Size weather strips to fit on both ends of the unit. (see figure B). Start by sliding the rubber stripping onto the bottom of the window and work your way up to the air vent. Once you reach the air vent cut the rubber strip with household scissors (see figure B). Slide the remaining weather strip onto the opposite side of the window and work your way to the air vent. Once you reach the air vent cut any excess weather stripping that you may have. (see figure C)
4. Slowly raise window (see figure D)

### NOTE

- The Solar Powered Fan DOES NOT work on dark tinted windows
- The Solar powered Fan should not be used on cars that do not have a door frame above the window.
- This product is not suitable for the non-vertical parallel window:



### CAUTION

The Solar Powered Fan is ONLY to be used when a vehicle is parked and the ignition is off. It is not intended for use while driving as it may obscure your vision. This unit should be removed before starting your vehicle.

### IMPORTANT

- DO NOT LEAVE CHILDREN OR PETS IN UNATTENDED VEHICLES.
- Do not use on rainy days, window joint will be damaged by rain.
- Do not put foreign objects into the blades
- This is not a toy




Fig.A

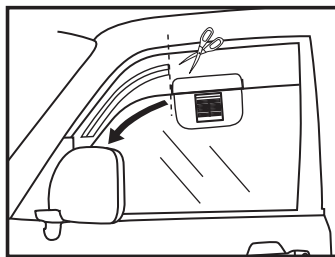


Fig.B

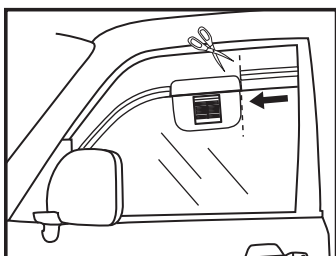


Fig.C




Fig.D



# AutoKool

## Solar Powered Ventilation System



40007

## Warranty

This KOOLATRON product is warranted to the retail customer for 90 days from date of retail purchase, against defects in material and workmanship.

### WHAT IS COVERED

- Replacement parts and labour.
- Transportation charges to customer for the repaired product.

### WHAT IS NOT COVERED

- Damage caused by abuse, accident, misuse, or neglect.
- Transportation of the unit or component from the customer to Koolatron.

### IMPLIED WARRANTIES

Any implied warranties, including the implied warranty of merchantability are also limited to the duration of 90 days from the date of retail purchase.

### WARRANTY REGISTRATION

Register on-line at [www.koolatron.com](http://www.koolatron.com) AND keep the original, dated, sales receipt with this manual.

### WARRANTY AND SERVICE PROCEDURE

If you have a problem with your UNIT, or require replacement parts, please telephone the following number for assistance:

**North America 1-800-265-8456**

Koolatron has Master Service Centres at these locations:

#### U.S.A.

4330 Commerce Dr.  
Batavia, NY 14020-4102 U.S.A.

#### Canada

139 Copernicus Blvd.  
Brantford, ON N3P1N4 Canada

A Koolatron Master Service Centre must perform all warranty work.

[www.koolatron.com](http://www.koolatron.com)

©2014 Koolatron, Inc. All rights reserved.

All specification are subject to change without notice.

H1S154

12/2014-v2eng